

Recessed Double Contact Lampholders

For 800 and 1500mA Lamps



1547 & 1548 Series

High Output Pedestal Type Lampholders



The 1547 and the 1548 series are virtually the same lamp holder except that the 1547 Series has a lamp-center-to-panel distance of .39" greater than the 1548 Series. (see drawing)

The 1547 Series may be ordered with vertical contacts. Suitable for outdoor use when properly installed.



1547.2
Stationary



1547.1
Spring Loaded

Specifications

Rating: 660 Watts, 600 V or
660 Watts, 1000 V for non-home use, specify suffix "K"

Listing: UL File No. E-13408;
CSA File No. LR95423. UL listed and CSA certified for outdoor use in enclosed signs and fixtures

Mounting: Screw Mount

Materials:

Housing: White urea

Contacts: Silver-plated phosphor bronze

Termination: "Wire fast" terminals for No.18 AWG stranded (twisted, tinned and solder dipped or fused) or No. 18 AWG solid copper wire with 3/8" strip length.



1548.L2
Stationary



1548.L1
Spring Loaded

Kulka® 1547 / 1548 Series

Spring Part No.	Stationary Part No.	
1547.1 [†]	1547.2 [†]	Wire fast terminals, vertical contacts with 8/32 palnut, screw mount
1547.1L*	1547.2L*	Wire leads, vertical contacts with 8/32 palnut supplied in bulk, screw mount
1547.1H [†]	1547.2H [†]	Wire fast terminals, horizontal contacts with 8/32 palnut, screw mount
1547.1LH*	1547.2LH*	Wire leads, horizontal contacts with 8/32 palnut supplied in bulk, screw mount
1548.1	1548.2	Wire fast terminals, horizontal contacts with 8/32 palnut, screw mount
1548.1L*	1548.2L*	Wire leads, horizontal contacts with 8/32 palnut supplied in bulk, screw mount

[†]"Wire fast terminals packed 250/ box. Part No.:8063.216.001: 8/32 x 1/2" mounting screws supplied in bulk.

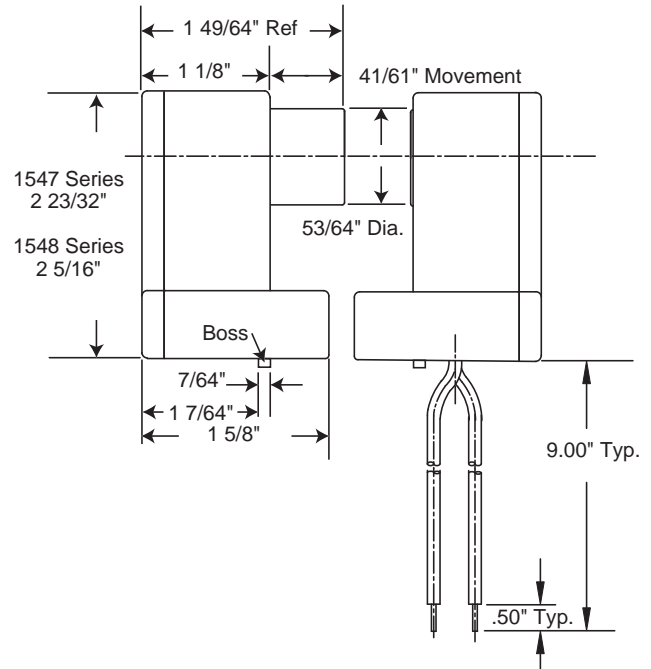
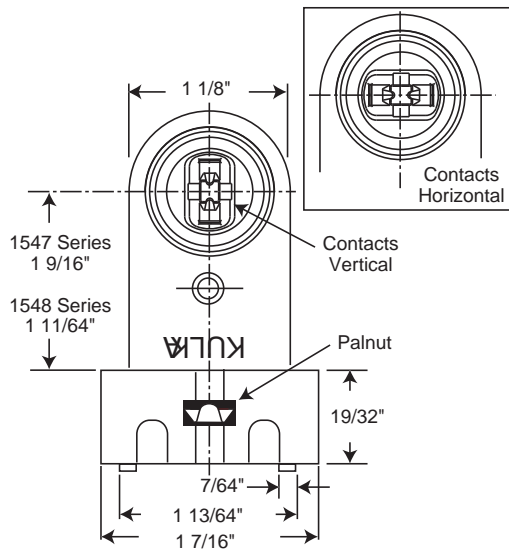
*Wire leads packed 200/box. Part No.:8063.216.001: 8/32 x 1/2" mounting screws and palnuts supplied in bulk.

Special lead wire lengths available upon request, consult sales department.

Add Suffix:

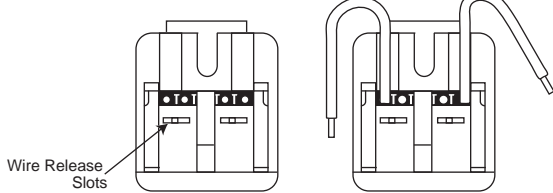
"P-SMNP": for no boss and no pre-assembled palnut.

"K": for 1000 V, 660W, non-home use.



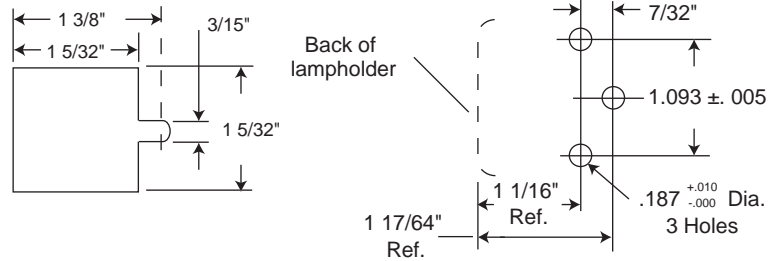
**Wire Fast
Terminals**

**Lead
Wires**



**Cut out for Behind
Panel Mounting**

**Cut out for
Base Mounting**



Panel Cutout Back to Back Spacing

1547 & 1548 Series Back to Back Spacing

